








Group: Orem

Place	Total Time	Avg MPH	Racer	Car #	Car Name	Image
1	27.8074	233.33	Nate J	6	The Green Machine	
2	27.8084	233.32	Brock S	20	Pumpkin Monster	
3	27.8344	233.10	Lisette E	13	Glitter Bomb	
4	28.5913	226.93	Eden D	4	A Jaredite Barge	
5	28.6472	226.49	Norah T	8	The Speed Machine	
6	28.6795	226.23	Frank W	3	America for the WIN	
7	28.7375	225.78	Brielle D	5	Island Adventure	
8	29.4683	220.18	Harper D	10	Choco-LoCo Express	
9	29.5853	219.31	Jace L	1	Blue Dart	
10	29.7495	218.10	Wren S	9	Best winner ever	
11	29.8405	217.43	Jack F	19	900	
12	29.8847	217.11	Emma P	12	Sunset Sparkles	
13	30.5025	212.71	Livvy L	2	The Car	
14	30.7322	211.12	King M	17	The Deep Dark	
15	31.4163	206.53	Tessa H	15	Pom Pom 1	
16	31.6741	204.84	Winnie F	14	26	
17	31.8235	203.88	Beck P	7	Cyber Trucker	
18	32.1683	201.70	Becca Z	16	Pom Pom 2	
19	32.5766	199.17	Jude M	18	F-22 Nighthawk	
20	33.2772	194.98	Andy M	11	Unicorn Sparkles	