



















Group: Taylorsville

Place	Total Time	Avg MPH	Racer	Car #	Car Name	Image
1	28.3476	228.88	Mike R	18	Purple People Eater	
2	28.4813	227.81	Alex S	2	Baby Yoda	
3	28.4965	227.69	Stryker S	1	Swiss Cheese	
4	28.7872	225.39	Linda S	19	Sunshine	
5	28.8137	225.18	Ryan W	13	The Firehawk	
6	28.8955	224.54	Maxwell G	20	Jeffrey	
7	28.9065	224.46	Freya S	14	Flower	
8	28.9296	224.28	Dan S	11	Shark Tail	
9	28.9494	224.12	Sharon R	10	Black Panther	
10	28.9826	223.87	Jen S	12	Barbie	
11	28.9834	223.86	Anessa W	16	Purple Lightning	
12	29.0954	223.00	Brixton S	3	Lightning McQueen	
13	29.1274	222.75	Jay P	17	The Winner	
14	29.1774	222.37	Arthur W	6	John	
15	29.2422	221.88	Jasper S	15	Smile	
16	31.1454	208.32	Siddarth S	4	Ninja	
17	31.4483	206.32	Quinton M	9	Guinevere	
18	32.1746	201.66	Dominic M	8	X-Ray	
19	32.5634	199.25	Marlee M	7	Yule Log	