


















Group: Kaysville

Place	Total Time	Avg MPH	Racer	Car #	Car Name	Image
1	27.8875	232.66	Ivy J	23	Blue Thunder	
2	27.9344	232.27	Fielding C	1	Monkey Mahem	
3	27.9732	231.95	Drake W	22	Po Po	
4	28.0611	231.22	Maci G	13	Monster Mash	
5	28.2703	229.51	Jude W	11	Steve	
6	28.3092	229.19	Ava T	3	Latest Fashion	
7	28.3223	229.09	Sally W	10	Stitch Surfer	
8	28.4715	227.89	Charles T	2	The Banger	
9	28.5405	227.34	Tucker R	20	Shark Fire	
10	28.5645	227.14	Cyrus D	8	Golden Cougar	
11	28.7063	226.02	Elliott T	12	Caseoh Car	
12	29.3184	221.30	Aaron T	9	Tasty Pineapple	
13	29.3853	220.80	Quinn P	18	Flaming Rod	
14	29.8156	217.61	Jasper C	14	Fire Car 67	
15	30.3895	213.50	Cora F	5	Cutie Kitty	
16	31.0746	208.80	Josh T	6	Mountain Dew	
17	31.3603	206.89	Silas T	4	Flame Body	
18	32.1012	202.12	Olivia T	19	Lucky	