
























Group: Youth

Place	Total Time	Avg MPH	Racer	Car #	Car Name	Image
1	12.5381	235.22	Remington C	77	Black widow	
2	12.6163	233.76	Graysen J	1	The Speedy Lime	
3	12.6284	233.54	Wesley P	20	Breece the Beast	
4	12.7222	231.82	Landon J	4	Boat Snack	
5	12.7573	231.18	Jack O	300	Modern Art	
6	12.8013	230.38	Carson P	2	Mr Pickle	
7	12.8113	230.20	JD R	5	Dragon Fire	
8	12.8371	229.74	Penny L	27	Stuff	
9	12.8452	229.60	Gideon O	17	Opportunity Costs	
10	12.8513	229.49	Claire O	35	Blank Slate 2	
11	12.9513	227.72	Mark E	43	Ka Chow	
12	13.1372	224.49	Afton C	22	Clown car	
13	13.3463	220.98	Eli J	76	Archers	
14	13.3780	220.45	Mason M	7	Rebel	
15	13.7463	214.55	Samson J	44	Crazy Money	
16	13.7704	214.17	Troy P	23	Cyborg Truck	
17	13.9182	211.90	Jane C	21	Cyber Truck	
18	13.9532	211.36	Lenora E	55	Cheese	
19	14.0102	210.50	Georgia L	200	Jackson Storm	
20	14.1534	208.37	Addie E	302	Dillon	
21	14.1574	208.32	Kyle R	95	Not a NASCAR	
22	14.5511	202.68	Kara P	301	Blue Beetle	
23	14.9093	197.81	Kyle W	13	Tin can	

24	15.3681	191.90	Austin E	510	GOAT
----	---------	--------	----------	-----	------

