






















Group: Primary

Place	Total Time	Avg MPH	Racer	Car #	Car Name	Image
1	13.8963	212.23	Bo B	33	Explosive	
2	14.1134	208.97	Jack B	26	Bobby	
3	14.1801	207.98	Isaac B	25	Eagles	
4	14.2163	207.45	Elias S	16	Speedy	
5	14.2303	207.25	Mikey D	20	Bob	
6	14.3000	206.24	Michael C	22	Bob	
7	14.3771	205.13	Lucas F	37	The Banana	
8	14.4223	204.49	Jane E	34	Katie	
9	14.4512	204.08	Amelia & Rosie .	28	Samantha	
10	14.4662	203.87	Julie W	35	Bob Tina	
11	14.5024	203.36	Alice C	30	Dave	
12	14.6412	201.43	Theo B	18	Winner	
13	14.7085	200.51	Porter B	29	The Original	
14	14.7273	200.25	Peter S	13	Graham	
15	14.8321	198.84	Abby H	36	The One Eyed Cheeto	
16	15.1573	194.57	Paul C	19	Cubix	
17	15.2203	193.77	Kati H	31	Alice	
18	15.2372	193.55	Oscar & Rock C	21	Banana Boys	
19	15.6973	187.88	Alexander T	15	Soggy	
20	16.0063	184.25	Eliza H	32	Rose	
21	16.9735	173.75	Bohe L	27	Eagle	
22	17.0294	173.18	Rand B	14	George	