








## Group: Taylorsville

Place	Total Time	Avg MPH	Racer	Car #	Car Name	Image
1	24.1083	225.54	Alex H.	24	Red	
2	24.1398	225.25	Easton C.	28	Easy-E	
3	24.2083	224.61	Brendon C.	26	American Bullet	
4	24.2315	224.40	Duncan J.	10	Birb	
5	24.4855	222.07	Abby D.	31	Blue Flamer	
6	24.6126	220.92	Khyson R.	25	Double Thunder	
7	24.6652	220.45	Alex B.	29	Imposter	
8	24.7015	220.13	Ella C.	16	Dino-Dasher	
9	24.7280	219.89	Olivia H.	17	Olivia	
10	24.9494	217.94	Zach C.	30	Nar-Winner	
11	25.0923	216.70	Corben C.	42	Bus	
12	25.1325	216.35	Scott J.	68	Mahogany Racer	
13	25.1494	216.21	Dan H.	14	Teardrop	
14	25.1544	216.16	Leah B.	21	Harry Potter	
15	25.1577	216.14	Melissa H.	18	Dolphin	
16	25.4294	213.83	Glen L.	23	El Camino	
17	25.4563	213.60	Kaleb K.	2	Black Bullet	
18	25.6473	212.01	Bishop J.	43	Wobbly	
19	25.6993	211.58	Khyson R.	12	Rapter	
20	25.7593	211.09	Sofia B.	7	PB&J	
21	25.8357	210.46	Benski D.	9	Silver Sliver	
22	25.8773	210.13	Bryn J.	8	Fleur-de-lis	
23	25.9694	209.38	Rachel P.	111	Moo-Mobile	

24	26.0092	209.06	Bryan E.	5	First to Finish	
25	26.0302	208.89	Jose M.	4	Log	
26	26.0594	208.66	Nathan N.	22	Spider Car	
27	26.9063	202.09	Tristan T.	27	Lightning Pumpkin	
28	27.0484	201.03	Kenneth W.	20	Old	
29	27.2854	199.28	Austin B.	11	Light Box	