



HerrimanYouth

5/11/2022

Car Statistics

Kobe



Racer: Brayson A.

Car#: 1 Group: HerrimanYouth

Race #	Heat	Lane	Time	Speed (MPH)	Place	
1	1	1	2.5819	228.45	4	
2	6	5	2.5659	229.88	3	
3	9	4	2.5808	228.55	4	
4	13	3	2.5699	229.52	2	
5	18	6	2.5688	229.62	3	
6	23	2	2.5628	230.16	4	
7	25	1	2.5648	229.98	4	
8	30	5	2.5709	229.43	4	
9	33	4	2.5718	229.35	5	
10	37	3	2.5658	229.89	3	
11	42	6	2.5769	228.90	4	
12	47	2	2.5579	230.60	6	
			Avg:	2.5699	229.53	3.83
			Best:	2.5579	230.60	2
			Worst:	2.5819	228.45	6
			Std Dev:	0.0072	0.6446	



HerrimanYouth

5/11/2022

Car Statistics

Watermelon



Racer: Zoe A.

Car#: 2 Group: HerrimanYouth

Race #	Heat	Lane	Time	Speed (MPH)	Place	
1	2	1	2.6429	223.18	4	
2	10	4	2.6348	223.87	5	
3	11	3	2.6488	222.68	4	
4	18	5	2.5848	228.20	5	
5	19	6	2.6128	225.75	6	
6	24	2	2.5838	228.28	4	
7	28	2	2.5958	227.23	4	
8	35	6	2.6268	224.55	5	
9	37	5	2.5908	227.67	4	
10	38	4	2.5868	228.02	6	
11	39	3	2.5798	228.64	6	
12	41	1	2.5929	227.48	5	
			Avg:	2.6067	226.30	4.83
			Best:	2.5798	228.64	4
			Worst:	2.6488	222.68	6
			Std Dev:	0.0252	2.1786	



HerrimanYouth

5/11/2022

Car Statistics

Purple Monster



Racer: Reese J.

Car#: 6 Group: HerrimanYouth

Race #	Heat	Lane	Time	Speed (MPH)	Place
1	1	2	2.5678	229.71	3
2	8	6	2.5969	227.13	4
3	14	1	2.5589	230.51	5
4	19	5	2.5479	231.50	4
5	22	4	2.5458	231.69	1
6	23	3	2.5558	230.79	3
7	29	4	2.5558	230.79	3
8	30	3	2.5518	231.15	2
9	36	6	2.5789	228.72	5
10	38	5	2.5838	228.28	5
11	43	2	2.5609	230.33	4
12	45	1	2.6019	226.70	4
Avg:			2.5672	229.78	3.58
Best:			2.5458	231.69	1
Worst:			2.6019	226.70	5
Std Dev:			0.0189	1.6854	



HerrimanYouth

5/11/2022

Car Statistics

Loser



Racer: Parker N.

Car#: 7 Group: HerrimanYouth

Race #	Heat	Lane	Time	Speed (MPH)	Place
1	2	2	2.5449	231.77	2
2	8	5	2.5509	231.23	2
3	12	1	2.5579	230.60	3
4	13	4	2.5759	228.99	4
5	21	6	2.7339	215.75	6
6	24	3	2.6898	219.29	6
7	27	4	2.7119	217.50	6
8	28	3	2.5579	230.60	3
9	30	1	2.5238	233.71	1
10	41	2	2.5198	234.08	1
11	47	5	2.5389	232.32	5
12	48	6	2.5918	227.58	5
Avg:			2.5915	227.79	3.67
Best:			2.5198	234.08	1
Worst:			2.7339	215.75	6
Std Dev:			0.0758	6.4890	



HerrimanYouth

5/11/2022

Car Statistics

Green Hornet



Racer: Jake S.

Car#: 8 Group: HerrimanYouth

Race #	Heat	Lane	Time	Speed (MPH)	Place
1	1	3	2.5539	230.96	2
2	3	1	2.5619	230.24	4
3	11	4	2.5589	230.51	2
4	14	2	2.5579	230.60	4
5	20	6	2.5569	230.69	1
6	21	5	2.5649	229.97	5
7	30	4	2.5558	230.79	3
8	32	3	2.5648	229.98	5
9	34	1	2.5589	230.51	3
10	39	5	2.5728	229.26	5
11	40	6	2.5719	229.34	4
12	44	2	2.5688	229.62	3
Avg:			2.5623	230.21	3.42
Best:			2.5539	230.96	1
Worst:			2.5728	229.26	5
Std Dev:			0.0063	0.5705	




HerrimanYouth

5/11/2022

Car Statistics

Army Limo



Racer: Booker J.

Car#: 9 Group: HerrimanYouth

Race #	Heat	Lane	Time	Speed (MPH)	Place
1	2	3	2.7228	216.63	6
2	9	6	2.7078	217.83	6
3	12	2	2.6919	219.12	6
4	15	1	2.5848	228.20	3
5	20	5	2.5819	228.45	4
6	23	4	2.5858	228.11	6
7	25	6	2.5959	227.22	5
8	29	3	2.5819	228.45	4
9	31	2	2.5788	228.73	3
10	39	4	2.5208	233.99	3
11	42	1	2.8238	208.88	6
12	48	5	2.5319	232.96	2
Avg:			2.6257	224.88	4.50
Best:			2.5208	233.99	2
Worst:			2.8238	208.88	6
Std Dev:			0.0903	7.5225	



HerrimanYouth

5/11/2022

Car Statistics

Big Mac



Racer: Mckay S.

Car#: 12 Group: HerrimanYouth

Race #	Heat	Lane	Time	Speed (MPH)	Place
1	3	2	2.4928	236.62	1
2	9	5	2.5059	235.38	1
3	10	6	2.5099	235.01	2
4	14	3	2.4958	236.33	1
5	16	1	2.5128	234.74	1
6	24	4	2.4979	236.14	1
7	26	3	2.5018	235.77	1
8	33	6	2.5089	235.10	1
9	36	2	2.5078	235.20	2
10	39	1	2.5189	234.17	2
11	44	5	2.5029	235.66	1
12	47	4	2.5089	235.10	1
Avg:			2.5054	235.44	1.25
Best:			2.4928	236.62	1
Worst:			2.5189	234.17	2
Std Dev:			0.0075	0.7014	




HerrimanYouth

5/11/2022

Car Statistics

Baby Blue You Away



Racer: Sydney S.

Car#: 13 Group: HerrimanYouth

Race #	Heat	Lane	Time	Speed (MPH)	Place	
1	1	4	2.5478	231.51	1	
2	4	1	2.5608	230.34	3	
3	10	5	2.5738	229.17	4	
4	12	3	2.5558	230.79	2	
5	15	2	2.5468	231.60	2	
6	22	6	2.5748	229.08	2	
7	26	2	2.5389	232.32	4	
8	32	5	2.5509	231.23	4	
9	36	1	2.5489	231.41	3	
10	37	4	2.5458	231.69	1	
11	45	6	2.5539	230.96	2	
12	48	3	2.5479	231.50	4	
			Avg:	2.5538	230.97	2.67
			Best:	2.5389	232.32	1
			Worst:	2.5748	229.08	4
			Std Dev:	0.0110	0.9915	



HerrimanYouth

5/11/2022

Car Statistics

Mic Drop



Racer: Ryann B.

Car#: 14 Group: HerrimanYouth

Race #	Heat	Lane	Time	Speed (MPH)	Place
1	2	4	2.5608	230.34	3
2	3	3	2.5899	227.75	5
3	5	1	2.5818	228.46	3
4	13	6	2.6319	224.11	5
5	16	2	2.5619	230.24	4
6	22	5	2.5918	227.58	6
7	28	6	2.6059	226.35	5
8	33	2	2.5749	229.07	6
9	40	5	2.5868	228.02	5
10	42	4	2.6068	226.27	5
11	45	3	2.5748	229.08	3
12	46	1	2.6088	226.10	6
Avg:			2.5897	227.78	4.67
Best:			2.5608	230.34	3
Worst:			2.6319	224.11	6
Std Dev:			0.0209	1.8374	



HerrimanYouth

5/11/2022

Car Statistics

Stormbreaker



Racer: Calvin W.

Car#: 16 Group: HerrimanYouth

Race #	Heat	Lane	Time	Speed (MPH)	Place
1	4	2	2.6869	219.53	6
2	11	6	2.7058	217.99	5
3	13	5	2.7088	217.75	6
4	14	4	2.7138	217.35	6
5	15	3	2.7069	217.90	5
6	17	1	2.7049	218.06	6
7	26	1	2.6739	220.59	6
8	34	4	2.5709	229.43	5
9	35	3	2.5719	229.34	2
10	42	5	2.5499	231.32	2
11	43	6	2.5518	231.15	3
12	48	2	2.5038	235.58	1
Avg:			2.6374	223.83	4.42
Best:			2.5038	235.58	1
Worst:			2.7138	217.35	6
Std Dev:			0.0800	6.8753	



HerrimanYouth

5/11/2022

Car Statistics

Cruise Control



Racer: Cody K.

Car#: 17 Group: HerrimanYouth

Race #	Heat	Lane	Time	Speed (MPH)	Place
1	5	2	2.6388	223.53	6
2	7	1	2.5909	227.66	5
3	11	5	2.5528	231.06	1
4	12	4	2.5418	232.06	1
5	16	3	2.5419	232.05	3
6	23	6	2.5469	231.59	2
7	29	5	2.5289	233.24	2
8	32	4	2.5459	231.68	2
9	33	3	2.5339	232.78	2
10	35	1	2.5559	230.78	1
11	41	6	2.5629	230.15	4
12	46	2	2.5438	231.87	4
Avg:			2.5570	230.70	2.75
Best:			2.5289	233.24	1
Worst:			2.6388	223.53	6
Std Dev:			0.0303	2.6741	



HerrimanYouth

5/11/2022

Car Statistics

Red Flame



Racer: Scarlett J.

Car#: 66 Group: HerrimanYouth

Race #	Heat	Lane	Time	Speed (MPH)	Place
1	5	4	2.5578	230.61	1
2	6	3	2.5559	230.78	2
3	12	6	2.5638	230.07	5
4	14	5	2.5529	231.05	3
5	19	2	2.5439	231.87	3
6	21	1	2.5569	230.69	4
7	27	2	2.5408	232.15	2
8	33	5	2.5558	230.79	3
9	34	6	2.5499	231.32	2
10	38	3	2.5429	231.96	2
11	40	1	2.5508	231.24	2
12	48	4	2.5448	231.78	3
Avg:			2.5514	231.19	2.67
Best:			2.5408	232.15	1
Worst:			2.5638	230.07	5
Std Dev:			0.0071	0.6419	



HerrimanYouth

5/11/2022

Car Statistics

Hottie



Racer: Madden W.

Car#: 245 Group: HerrimanYouth


Race #	Heat	Lane	Time	Speed (MPH)	Place
1	5	5	2.6179	225.31	5
2	8	4	2.6269	224.54	5
3	9	3	2.5968	227.14	5
4	11	1	2.6069	226.26	3
5	17	6	2.6229	224.88	5
6	22	2	2.5809	228.54	3
7	25	3	2.6058	226.36	6
8	27	1	2.6029	226.61	5
9	35	4	2.5778	228.82	3
10	38	2	2.5779	228.81	3
11	44	6	2.6608	221.68	6
12	45	5	2.6049	226.44	5
Avg:			2.6069	226.28	4.50
Best:			2.5778	228.82	3
Worst:			2.6608	221.68	6
Std Dev:			0.0237	2.0434	



HerrimanYouth

5/11/2022

Car Statistics



Racer: Korinne M.

Car#: 61 Group: HerrimanYouth

Race #	Heat	Lane	Time	Speed (MPH)	Place
1	2	5	2.5339	232.78	1
2	4	4	2.5259	233.52	1
3	7	3	2.5269	233.43	2
4	8	1	2.5178	234.27	1
5	14	6	2.5349	232.69	2
6	18	2	2.5219	233.89	1
7	26	4	2.5238	233.71	2
8	27	3	2.5298	233.16	1
9	29	1	2.5199	234.07	1
10	37	6	2.5629	230.15	2
11	40	2	2.5219	233.89	1
12	46	5	2.5318	232.97	3
Avg:			2.5293	233.21	1.50
Best:			2.5178	234.27	1
Worst:			2.5629	230.15	3
Std Dev:			0.0119	1.0897	



HerrimanYouth

5/11/2022

Car Statistics

Demon



Racer: Zac M.

Car#: 18 Group: HerrimanYouth

Race #	Heat	Lane	Time	Speed (MPH)	Place	
1	3	4	2.5149	234.54	2	
2	4	3	2.5318	232.97	2	
3	6	1	2.5199	234.07	1	
4	17	2	2.5119	234.82	2	
5	23	5	2.5698	229.53	5	
6	24	6	2.5279	233.33	2	
7	26	5	2.5368	232.51	3	
8	28	4	2.5119	234.82	2	
9	31	3	2.5269	233.43	2	
10	32	1	2.5428	231.97	1	
11	38	6	2.5388	232.33	1	
12	42	2	2.5348	232.70	1	
			Avg:	2.5307	233.09	2.00
			Best:	2.5119	234.82	1
			Worst:	2.5698	229.53	5
			Std Dev:	0.0162	1.4842	



HerrimanYouth

5/11/2022

Car Statistics

Green Beans



Racer: Courtney M.

Car#: 80 Group: HerrimanYouth

Race #	Heat	Lane	Time	Speed (MPH)	Place
1	3	5	2.5339	232.78	3
2	7	4	2.5289	233.24	3
3	9	1	2.5319	232.96	2
4	15	6	2.5359	232.60	1
5	19	3	2.5328	232.88	2
6	21	2	2.5419	232.05	3
7	27	5	2.5418	232.06	3
8	31	4	2.5268	233.43	1
9	33	1	2.5589	230.51	4
10	39	6	2.5388	232.33	4
11	43	3	2.5388	232.33	2
12	45	2	2.5378	232.42	1
		Avg:	2.5374	232.47	2.42
		Best:	2.5268	233.43	1
		Worst:	2.5589	230.51	4
		Std Dev:	0.0083	0.7546	



HerrimanYouth

5/11/2022

Car Statistics

Fire



Racer: Milo S.

Car#: 385 Group: HerrimanYouth

Race #	Heat	Lane	Time	Speed (MPH)	Place
1	7	6	2.5259	233.52	1
2	10	3	2.5079	235.19	1
3	13	2	2.5158	234.46	1
4	17	5	2.5068	235.30	1
5	21	4	2.5139	234.63	1
6	23	1	2.4979	236.14	1
7	25	4	2.4989	236.04	1
8	28	1	2.5078	235.20	1
9	34	5	2.5059	235.38	1
10	36	3	2.4979	236.14	1
11	39	2	2.5069	235.29	1
12	46	6	2.5169	234.35	1
Avg:			2.5085	235.14	1.00
Best:			2.4979	236.14	1
Worst:			2.5259	233.52	1
Std Dev:			0.0085	0.7916	



HerrimanYouth

5/11/2022

Car Statistics

That



Racer: Jaxen H.

Car#: 111 Group: HerrimanYouth

Race #	Heat	Lane	Time	Speed (MPH)	Place
1	4	5	2.5768	228.91	4
2	5	6	2.5848	228.20	4
3	10	2	2.5668	229.80	3
4	13	1	2.5758	228.99	3
5	19	4	2.5909	227.66	5
6	20	3	2.5878	227.93	5
7	30	6	2.5988	226.97	6
8	31	5	2.5989	226.96	4
9	35	2	2.5868	228.02	4
10	44	4	2.5998	226.88	5
11	46	3	2.5778	228.82	5
12	48	1	2.6848	219.70	6
Avg:			2.5942	227.40	4.50
Best:			2.5668	229.80	3
Worst:			2.6848	219.70	6
Std Dev:			0.0304	2.5919	



HerrimanYouth

5/11/2022

Car Statistics

That one Car



Racer: Jacob H.

Car#: 88 Group: HerrimanYouth

Race #	Heat	Lane	Time	Speed (MPH)	Place
1	6	4	2.8248	208.81	6
2	8	3	2.9159	202.28	6
3	10	1	2.8619	206.10	6
4	15	5	2.7339	215.75	6
5	16	6	2.7389	215.36	6
6	20	2	2.6848	219.70	6
7	31	6	2.7528	214.27	6
8	34	3	2.7559	214.03	6
9	37	2	2.8209	209.10	6
10	41	5	2.8819	204.67	6
11	45	4	2.8048	210.30	6
12	47	1	2.5318	232.97	3
Avg:			2.7757	212.78	5.75
Best:			2.5318	232.97	3
Worst:			2.9159	202.28	6
Std Dev:			0.1024	8.1513	



HerrimanYouth

5/11/2022

Car Statistics

Milky Way



Racer: Ayden W.

Car#: 99 Group: HerrimanYouth

Race #	Heat	Lane	Time	Speed (MPH)	Place
1	4	6	2.5939	227.40	5
2	9	2	2.5589	230.51	3
3	16	5	2.5748	229.08	5
4	18	4	2.5748	229.08	4
5	21	3	2.5388	232.33	2
6	22	1	2.5879	227.92	4
7	29	2	2.6228	224.89	6
8	31	1	2.6299	224.28	5
9	35	5	2.6278	224.46	6
10	36	4	2.6079	226.18	6
11	40	3	2.6398	223.44	6
12	47	6	2.5339	232.78	4
Avg:			2.5909	227.70	4.67
Best:			2.5339	232.78	2
Worst:			2.6398	223.44	6
Std Dev:			0.0358	3.1570	



HerrimanYouth

5/11/2022

Car Statistics

Moon Night



Racer: Colby W.

Car#: 27 Group: HerrimanYouth

Race #	Heat	Lane	Time	Speed (MPH)	Place
1	1	5	2.6479	222.76	6
2	2	6	2.6598	221.76	5
3	6	2	2.5669	229.79	4
4	16	4	2.5239	233.70	2
5	17	3	2.5228	233.80	3
6	19	1	2.5248	233.62	1
7	25	2	2.5319	232.96	2
8	32	6	2.5509	231.23	4
9	38	1	2.5809	228.54	4
10	43	5	2.5289	233.24	1
11	46	4	2.5209	233.98	2
12	47	3	2.5249	233.61	2
Avg:			2.5570	230.75	3.00
Best:			2.5209	233.98	1
Worst:			2.6598	221.76	6
Std Dev:			0.0492	4.3342	



HerrimanYouth

5/11/2022

Car Statistics

Paint Splat



Racer: Carter S.

Car#: 23 Group: HerrimanYouth

Race #	Heat	Lane	Time	Speed (MPH)	Place
1	1	6	2.6088	226.10	5
2	5	3	2.5648	229.98	2
3	7	2	2.5789	228.72	4
4	15	4	2.5879	227.92	4
5	18	1	2.5878	227.93	6
6	24	5	2.5939	227.40	5
7	28	5	2.6238	224.80	6
8	29	6	2.5868	228.02	5
9	34	2	2.5669	229.79	4
10	37	1	2.6018	226.71	5
11	43	4	2.5778	228.82	6
12	44	3	2.5968	227.14	4
Avg:			2.5897	227.78	4.67
Best:			2.5648	229.98	2
Worst:			2.6238	224.80	6
Std Dev:			0.0169	1.4877	



HerrimanYouth

5/11/2022

Car Statistics

Destructor



Racer: Kolby T.

Car#: 386 Group: HerrimanYouth

Race #	Heat	Lane	Time	Speed (MPH)	Place
1	6	6	2.7258	216.39	5
2	7	5	2.7309	215.99	6
3	11	2	2.7308	216.00	6
4	20	4	2.5689	229.61	2
5	22	3	2.5909	227.66	5
6	24	1	2.5659	229.88	3
7	25	5	2.5598	230.43	3
8	26	6	2.5679	229.70	5
9	30	2	2.5729	229.25	5
10	40	4	2.5669	229.79	3
11	41	3	2.5508	231.24	2
12	43	1	2.5768	228.91	5
Avg:			2.6090	226.24	4.17
Best:			2.5508	231.24	2
Worst:			2.7309	215.99	6
Std Dev:			0.0731	6.1562	



HerrimanYouth

5/11/2022

Car Statistics

Wilwood



Racer: Lauren C.

Car#: 68 Group: HerrimanYouth

Race #	Heat	Lane	Time	Speed (MPH)	Place
1	3	6	2.5919	227.57	6
2	8	2	2.5749	229.07	3
3	12	5	2.5609	230.33	4
4	17	4	2.5609	230.33	4
5	18	3	2.5659	229.88	2
6	20	1	2.5728	229.26	3
7	27	6	2.5669	229.79	4
8	32	2	2.5489	231.41	3
9	36	5	2.5658	229.89	4
10	41	4	2.5588	230.52	3
11	42	3	2.5529	231.05	3
12	44	1	2.5498	231.33	2
Avg:			2.5642	230.04	3.42
Best:			2.5489	231.41	2
Worst:			2.5919	227.57	6
Std Dev:			0.0120	1.0754	