








Group: WestPoint

| Place | Total Time | Avg MPH | Racer | Car # | Car Name | Image |
|-------|------------|---------|------------|-------|------------------|---|
| 1 | 28.9661 | 224.00 | Laker L. | 7 | Lake Show |  |
| 2 | 29.0014 | 223.72 | Glade F. | 17 | The Spidermobile |  |
| 3 | 29.2424 | 221.88 | Jolene K. | 1 | Kapster |  |
| 4 | 29.3635 | 220.96 | Gary C. | 363 | Cyber Racer |  |
| 5 | 29.4352 | 220.43 | Elsie C. | 100 | Sparkle Rose |  |
| 6 | 30.6057 | 212.00 | Mimi W. | 8 | Black Pearl |  |
| 7 | 33.7174 | 192.43 | Emmie S. | 11 | Car |  |
| 8 | 36.2593 | 178.94 | Jackson S. | 70 | Boyz |  |