



# Pinewood Derby Rush Valley Racing

## Individual Car Statistics

Racer: Greg B. Car Name:

Car#: 56



#	Round	Group	Heat	Lane	Time	Speed (MPH)	Place	
1	1	Sandy-0830	2	5	2.7939	211.09	4	
2			10	6	2.8018	210.50	5	
3			14	2	2.7969	210.87	4	
4			18	4	2.7689	213.00	2	
5			25	3	2.7949	211.02	4	
6			29	1	2.8239	208.85	5	
					<b>Avg:</b>	2.7967	210.89	4.00
					<b>Min:</b>	2.7689	208.85	2
					<b>Max:</b>	2.8239	213.00	5
					<b>Std Dev:</b>	0.0176	1.3284	1.0954



# Pinewood Derby Rush Valley Racing

## Individual Car Statistics

Racer: Atley D. Car Name:

Car#: 51



#	Round	Group	Heat	Lane	Time	Speed (MPH)	Place	
1	1	Sandy-0830	4	6	2.5528	231.03	1	
2			9	3	3.8579	152.87	6	
3			11	4	2.5669	229.76	1	
4			13	1	2.5699	229.49	1	
5			25	2	2.5748	229.06	1	
6			29	5	2.5859	228.07	1	
7	Grand Finals	Grand Finals	2	1	2.5688	229.59	5	
8			3	5	2.5849	228.16	5	
9			7	3	2.5968	227.12	6	
10			10	6	2.5789	228.69	5	
11			13	2	2.5669	229.76	5	
12			18	4	2.5700	229.48	5	
					<b>Avg:</b>	2.6812	222.76	3.50
					<b>Min:</b>	2.5528	152.87	1
					<b>Max:</b>	3.8579	231.03	6
					<b>Std Dev:</b>	0.3707	22.0316	2.2361



# Pinewood Derby Rush Valley Racing

## Individual Car Statistics

Racer: Isaac E. Car Name:

Car#: 18



#	Round	Group	Heat	Lane	Time	Speed (MPH)	Place	
1	1	Sandy-0830	3	5	3.4609	170.41	6	
2			9	6	2.8498	206.95	3	
3			15	2	2.8378	207.83	4	
4			20	1	2.9019	203.24	4	
5			28	4	2.8518	206.81	4	
6			30	3	2.8539	206.66	4	
					<b>Avg:</b>	2.9594	200.32	4.17
					<b>Min:</b>	2.8378	170.41	3
					<b>Max:</b>	3.4609	207.83	6
					<b>Std Dev:</b>	0.2467	14.7364	0.9832



# Pinewood Derby Rush Valley Racing

## Individual Car Statistics

Racer: Tryston F.      Car Name:

Car#: 15



#	Round	Group	Heat	Lane	Time	Speed (MPH)	Place	
1	1	Sandy-0830	2	2	2.8309	208.33	6	
2			6	5	2.8928	203.88	4	
3			8	4	2.8798	204.80	6	
4			16	1	2.9149	202.33	5	
5			24	6	2.9739	198.32	6	
6			29	3	2.9359	200.88	6	
					<b>Avg:</b>	2.9047	203.09	5.50
					<b>Min:</b>	2.8309	198.32	4
					<b>Max:</b>	2.9739	208.33	6
					<b>Std Dev:</b>	0.0491	3.4415	0.8367



# Pinewood Derby Rush Valley Racing

## Individual Car Statistics

Racer: Micah G.      Car Name:

Car#: 7



#	Round	Group	Heat	Lane	Time	Speed (MPH)	Place	
1	1	Sandy-0830	1	2	2.8608	206.16	6	
2			9	4	3.1798	185.47	4	
3			15	1	3.0309	194.59	6	
4			17	3	3.0918	190.75	6	
5			19	5	3.1958	184.55	6	
6			27	6	3.2238	182.94	6	
					<b>Avg:</b>	3.0972	190.74	5.67
					<b>Min:</b>	2.8608	182.94	4
					<b>Max:</b>	3.2238	206.16	6
					<b>Std Dev:</b>	0.1363	8.7124	0.8165



# Pinewood Derby Rush Valley Racing

## Individual Car Statistics

Racer: Bill H.      Car Name:  
Car#: 45



#	Round	Group	Heat	Lane	Time	Speed (MPH)	Place	
1	1	Sandy-0830	7	6	2.5949	227.28	1	
2			12	1	2.5528	231.03	2	
3			17	5	2.5749	229.05	1	
4			24	3	2.5828	228.35	2	
5			26	4	2.5699	229.49	2	
6			28	2	2.5538	230.94	1	
7	Grand Finals	Grand Finals	4	3	2.5529	231.02	3	
8			7	6	2.5578	230.58	5	
9			10	2	2.5539	230.93	3	
10			15	4	2.5578	230.58	4	
11			16	1	2.5628	230.13	5	
12			17	5	2.5748	229.06	5	
					<b>Avg:</b>	2.5658	229.87	2.83
					<b>Min:</b>	2.5528	227.28	1
					<b>Max:</b>	2.5949	231.03	5
					<b>Std Dev:</b>	0.0137	1.2249	1.5859



# Pinewood Derby Rush Valley Racing

## Individual Car Statistics

Racer: Chris H. Car Name:

Car#: 37



#	Round	Group	Heat	Lane	Time	Speed (MPH)	Place	
1	1	Sandy-0830	6	4	2.8288	208.49	3	
2			8	5	2.8589	206.29	5	
3			11	3	2.8608	206.16	6	
4			18	2	2.8749	205.15	6	
5			20	6	2.9159	202.26	5	
6			27	1	2.9179	202.12	5	
					<b>Avg:</b>	2.8762	205.08	5.00
					<b>Min:</b>	2.8288	202.12	3
					<b>Max:</b>	2.9179	208.49	6
					<b>Std Dev:</b>	0.0349	2.4891	1.0954



# Pinewood Derby Rush Valley Racing

## Individual Car Statistics

Racer: Dave H.      Car Name:

Car#: 35



#	Round	Group	Heat	Lane	Time	Speed (MPH)	Place	
1	1	Sandy-0830	5	1	2.5778	228.79	2	
2			9	5	2.5908	227.64	1	
3			16	6	2.6269	224.51	1	
4			19	4	2.5959	227.19	1	
5			21	2	2.5988	226.94	1	
6			26	3	2.5829	228.34	4	
7	Grand Finals	Grand Finals	1	6	2.6098	225.98	5	
8			4	2	2.5729	229.22	5	
9			9	4	2.5558	230.76	4	
10			10	1	2.5709	229.40	4	
11			11	5	2.5639	230.03	6	
12			18	3	2.5638	230.04	4	
					<b>Avg:</b>	2.5842	228.24	3.17
					<b>Min:</b>	2.5558	224.51	1
					<b>Max:</b>	2.6269	230.76	6
					<b>Std Dev:</b>	0.0210	1.8485	1.8505





# Pinewood Derby Rush Valley Racing

## Individual Car Statistics

Racer: Hank H.      Car Name:

Car#: 4



#	Round	Group	Heat	Lane	Time	Speed (MPH)	Place	
1	1	Sandy-0830	1	1	2.8368	207.90	5	
2			13	3	2.8279	208.56	3	
3			16	5	2.8109	209.82	4	
4			18	6	2.7768	212.39	3	
5			27	4	2.7738	212.62	2	
6			29	2	2.8009	210.57	4	
					<b>Avg:</b>	2.8045	210.31	3.50
					<b>Min:</b>	2.7738	207.90	2
					<b>Max:</b>	2.8368	212.62	5
					<b>Std Dev:</b>	0.0259	1.9412	1.0488



# Pinewood Derby Rush Valley Racing

## Individual Car Statistics

Racer: Wyatt H. Car Name:

Car#: 5



#	Round	Group	Heat	Lane	Time	Speed (MPH)	Place	
1	1	Sandy-0830	2	1	2.6069	226.24	1	
2			5	6	2.6359	223.75	3	
3			14	3	2.6229	224.86	1	
4			20	5	2.6119	225.80	1	
5			24	4	2.6039	226.50	3	
6			30	2	2.6089	226.06	1	
					<b>Avg:</b>	2.6151	225.53	1.67
					<b>Min:</b>	2.6039	223.75	1
					<b>Max:</b>	2.6359	226.50	3
					<b>Std Dev:</b>	0.0121	1.0408	1.0328



# Pinewood Derby Rush Valley Racing

## Individual Car Statistics

Racer: Archer K.      Car Name:

Car#: 20



#	Round	Group	Heat	Lane	Time	Speed (MPH)	Place	
1	1	Sandy-0830	2	3	2.8288	208.49	5	
2			6	1	2.9128	202.48	5	
3			12	4	2.9579	199.39	3	
4			20	2	2.9759	198.18	6	
5			22	5	3.2239	182.94	5	
6			28	6	2.9469	200.13	5	
					<b>Avg:</b>	2.9744	198.60	4.83
					<b>Min:</b>	2.8288	182.94	3
					<b>Max:</b>	3.2239	208.49	6
					<b>Std Dev:</b>	0.1329	8.4999	0.9832



# Pinewood Derby Rush Valley Racing

## Individual Car Statistics

Racer: Colin K. Car Name:

Car#: 19



#	Round	Group	Heat	Lane	Time	Speed (MPH)	Place	
1	1	Sandy-0830	1	3	2.7368	215.50	4	
2			8	6	2.6779	220.24	3	
3			16	2	2.7238	216.53	2	
4			19	1	2.7349	215.65	3	
5			23	5	2.7788	212.24	3	
6			25	4	2.7709	212.85	2	
					<b>Avg:</b>	2.7372	215.50	2.83
					<b>Min:</b>	2.6779	212.24	2
					<b>Max:</b>	2.7788	220.24	4
					<b>Std Dev:</b>	0.0362	2.8706	0.7528



# Pinewood Derby Rush Valley Racing

## Individual Car Statistics

Racer: Holden K.      Car Name:

Car#: 21



#	Round	Group	Heat	Lane	Time	Speed (MPH)	Place	
1	1	Sandy-0830	3	1	2.8748	205.15	5	
2			7	5	2.9469	200.13	5	
3			13	4	2.8398	207.68	4	
4			15	3	2.9588	199.33	5	
5			19	2	3.0398	194.02	5	
6			25	6	3.2239	182.94	6	
					<b>Avg:</b>	2.9807	198.21	5.00
					<b>Min:</b>	2.8398	182.94	4
					<b>Max:</b>	3.2239	207.68	6
					<b>Std Dev:</b>	0.1381	8.8715	0.6325



# Pinewood Derby Rush Valley Racing

## Individual Car Statistics

Racer: Jon K.      Car Name:  
Car#: 24



#	Round	Group	Heat	Lane	Time	Speed (MPH)	Place	
1	1	Sandy-0830	7	1	2.6440	223.06	3	
2			11	5	2.6328	224.01	3	
3			14	6	2.6398	223.42	2	
4			19	3	2.6238	224.78	2	
5			23	2	2.6159	225.46	1	
6			29	4	2.6038	226.50	2	
7	Grand Finals	Grand Finals	1	1	2.5828	228.35	4	
8			2	5	2.5859	228.07	6	
9			9	3	2.5818	228.43	6	
10			12	6	2.6019	226.67	6	
11			15	2	2.5848	228.17	5	
12			17	4	2.5878	227.91	6	
					<b>Avg:</b>	2.6071	226.24	3.83
					<b>Min:</b>	2.5818	223.06	1
					<b>Max:</b>	2.6440	228.43	6
					<b>Std Dev:</b>	0.0234	2.0258	1.8990




# Pinewood Derby Rush Valley Racing

## Individual Car Statistics

Racer: Jonas K. Car Name:

Car#: 25



#	Round	Group	Heat	Lane	Time	Speed (MPH)	Place	
1	1	Sandy-0830	4	1	2.7388	215.34	2	
2			6	3	2.7189	216.92	1	
3			10	5	2.7088	217.72	3	
4			17	6	2.7698	212.93	3	
5			22	2	2.7379	215.41	3	
6			30	4	2.7588	213.78	2	
					<b>Avg:</b>	2.7388	215.35	2.33
					<b>Min:</b>	2.7088	212.93	1
					<b>Max:</b>	2.7698	217.72	3
					<b>Std Dev:</b>	0.0231	1.8115	0.8165



# Pinewood Derby Rush Valley Racing

## Individual Car Statistics

Racer: Sam K. Car Name:

Car#: 26



#	Round	Group	Heat	Lane	Time	Speed (MPH)	Place	
1	1	Sandy-0830	1	4	2.6249	224.68	2	
2			3	3	2.6388	223.50	2	
3			7	2	2.6329	224.00	2	
4			21	5	2.6329	224.00	3	
5			26	1	2.6258	224.61	5	
6			29	6	2.6398	223.42	3	
7	Grand Finals	Grand Finals	3	4	2.5928	227.47	6	
8			4	1	2.5988	226.94	6	
9			5	5	2.5938	227.38	5	
10			12	3	2.5878	227.91	5	
11			15	6	2.6029	226.58	6	
12			18	2	2.5768	228.88	6	
					<b>Avg:</b>	2.6123	225.78	4.25
					<b>Min:</b>	2.5768	223.42	2
					<b>Max:</b>	2.6398	228.88	6
					<b>Std Dev:</b>	0.0224	1.9361	1.7123





# Pinewood Derby Rush Valley Racing

## Individual Car Statistics

Racer: Connor L. Car Name:

Car#: 31



#	Round	Group	Heat	Lane	Time	Speed (MPH)	Place	
1	1	Sandy-0830	1	6	2.5229	233.77	1	
2			5	5	2.5399	232.20	1	
3			10	1	2.5159	234.42	1	
4			15	4	2.5099	234.98	1	
5			22	3	2.5278	233.31	2	
6			26	2	2.5138	234.61	1	
7	Grand Finals	Grand Finals	1	2	2.5499	231.29	2	
8			6	4	2.5518	231.12	5	
9			7	1	2.5268	233.41	2	
10			8	5	2.5428	231.94	6	
11			15	3	2.5408	232.12	3	
12			18	6	2.5449	231.75	3	
					<b>Avg:</b>	2.5323	232.91	2.33
					<b>Min:</b>	2.5099	231.12	1
					<b>Max:</b>	2.5518	234.98	6
					<b>Std Dev:</b>	0.0146	1.3433	1.6697



# Pinewood Derby Rush Valley Racing

## Individual Car Statistics

Racer: Andrew M. Car Name:

Car#: 39



#	Round	Group	Heat	Lane	Time	Speed (MPH)	Place	
1	1	Sandy-0830	3	4	2.7009	218.36	3	
2			5	2	2.7639	213.38	5	
3			10	3	2.7549	214.08	4	
4			19	6	2.7838	211.86	4	
5			24	1	2.8049	210.27	4	
6			28	5	2.8009	210.57	3	
					<b>Avg:</b>	2.7682	213.09	3.83
					<b>Min:</b>	2.7009	210.27	3
					<b>Max:</b>	2.8049	218.36	5
					<b>Std Dev:</b>	0.0384	2.9884	0.7528



# Pinewood Derby Rush Valley Racing

## Individual Car Statistics

Racer: Donavon M.      Car Name:

Car#: 54



#	Round	Group	Heat	Lane	Time	Speed (MPH)	Place	
1	1	Sandy-0830	8	3	2.6008	226.77	2	
2			10	4	2.6399	223.41	2	
3			12	2	3.0068	196.15	5	
4			14	1	2.6619	221.56	3	
5			26	6	2.5788	228.70	3	
6			30	5	4.5000	131.06	6	
					<b>Avg:</b>	2.9980	204.61	3.50
					<b>Min:</b>	2.5788	131.06	2
					<b>Max:</b>	4.5000	228.70	6
					<b>Std Dev:</b>	0.7524	37.9297	1.6432



# Pinewood Derby Rush Valley Racing

## Individual Car Statistics

Racer: Elias M. Car Name:

Car#: 55



#	Round	Group	Heat	Lane	Time	Speed (MPH)	Place	
1	1	Sandy-0830	1	5	2.6438	223.08	3	
2			11	6	2.6319	224.09	2	
3			13	2	2.6149	225.54	2	
4			17	1	2.6148	225.55	2	
5			21	4	2.6148	225.55	2	
6			28	3	2.6138	225.64	2	
7	Grand Finals	Grand Finals	1	4	2.6109	225.89	6	
8			5	1	2.6069	226.24	6	
9			6	5	2.6268	224.52	6	
10			10	3	2.6068	226.24	6	
11			13	6	3.0158	195.56	6	
12			16	2	2.9628	199.06	6	
					<b>Avg:</b>	2.6803	220.58	4.08
					<b>Min:</b>	2.6068	195.56	2
					<b>Max:</b>	3.0158	226.24	6
					<b>Std Dev:</b>	0.1452	10.9340	2.0207



# Pinewood Derby Rush Valley Racing

## Individual Car Statistics

Racer: Michael M. Car Name:

Car#: 29



#	Round	Group	Heat	Lane	Time	Speed (MPH)	Place	
1	1	Sandy-0830	2	4	2.7829	211.93	3	
2			4	2	2.8169	209.37	3	
3			11	1	2.8578	206.37	5	
4			18	5	2.8199	209.15	4	
5			23	3	2.8009	210.57	4	
6			30	6	2.8148	209.53	3	
					<b>Avg:</b>	2.8155	209.49	3.67
					<b>Min:</b>	2.7829	206.37	3
					<b>Max:</b>	2.8578	211.93	5
					<b>Std Dev:</b>	0.0248	1.8431	0.8165



# Pinewood Derby Rush Valley Racing

## Individual Car Statistics

Racer: Gideon P. Car Name:

Car#: 43



#	Round	Group	Heat	Lane	Time	Speed (MPH)	Place	
1	1	Sandy-0830	5	3	3.2269	182.77	6	
2			7	4	3.1428	187.66	6	
3			9	2	3.5249	167.32	5	
4			13	5	3.3398	176.59	6	
5			23	6	3.3888	174.04	6	
6			28	1	3.5238	167.37	6	
					<b>Avg:</b>	3.3578	175.96	5.83
					<b>Min:</b>	3.1428	167.32	5
					<b>Max:</b>	3.5249	187.66	6
					<b>Std Dev:</b>	0.1550	8.1950	0.4082



# Pinewood Derby Rush Valley Racing

## Individual Car Statistics

Racer: Justice P. Car Name:

Car#: 57



#	Round	Group	Heat	Lane	Time	Speed (MPH)	Place	
1	1	Sandy-0830	5	4	2.7508	214.40	4	
2			12	3	2.9839	197.65	4	
3			15	5	2.7779	212.31	2	
4			17	2	2.8119	209.74	4	
5			21	6	2.8319	208.26	6	
6			30	1	2.9008	203.31	5	
					<b>Avg:</b>	2.8429	207.61	4.17
					<b>Min:</b>	2.7508	197.65	2
					<b>Max:</b>	2.9839	214.40	6
					<b>Std Dev:</b>	0.0860	6.1781	1.3292




# Pinewood Derby Rush Valley Racing

## Individual Car Statistics

Racer: Mason R. Car Name:

Car#: 41



#	Round	Group	Heat	Lane	Time	Speed (MPH)	Place	
1	1	Sandy-0830	3	6	2.5299	233.12	1	
2			8	1	2.5238	233.68	1	
3			12	5	2.5459	231.66	1	
4			18	3	2.5348	232.67	1	
5			22	4	2.5209	233.95	1	
6			24	2	2.5579	230.57	1	
7	Grand Finals	Grand Finals	1	3	2.5729	229.22	3	
8			4	6	2.5668	229.77	4	
9			7	2	2.5539	230.93	4	
10			12	4	2.5309	233.03	1	
11			13	1	2.5468	231.57	4	
12			14	5	2.5498	231.30	5	
					<b>Avg:</b>	2.5445	231.79	2.25
					<b>Min:</b>	2.5209	229.22	1
					<b>Max:</b>	2.5729	233.95	5
					<b>Std Dev:</b>	0.0167	1.5237	1.6026





# Pinewood Derby Rush Valley Racing

## Individual Car Statistics

Racer: Matt R. Car Name:

Car#: 32



#	Round	Group	Heat	Lane	Time	Speed (MPH)	Place	
1	1	Sandy-0830	2	6	2.7548	214.09	2	
2			7	3	2.7669	213.15	4	
3			11	2	2.7468	214.71	4	
4			16	4	2.7528	214.24	3	
5			21	1	2.7039	218.12	4	
6			27	5	2.7458	214.79	1	
					<b>Avg:</b>	2.7452	214.85	3.00
					<b>Min:</b>	2.7039	213.15	1
					<b>Max:</b>	2.7669	218.12	4
					<b>Std Dev:</b>	0.0216	1.7062	1.2649



# Pinewood Derby Rush Valley Racing

## Individual Car Statistics

Racer: Deacon T. Car Name:

Car#: 22



#	Round	Group	Heat	Lane	Time	Speed (MPH)	Place	
1	1	Sandy-0830	4	5	3.0159	195.55	5	
2			6	2	3.0409	193.95	6	
3			12	6	3.0529	193.18	6	
4			14	4	3.0628	192.56	5	
5			16	3	3.0578	192.87	6	
6			23	1	3.1139	189.40	5	
					<b>Avg:</b>	3.0574	192.92	5.50
					<b>Min:</b>	3.0159	189.40	5
					<b>Max:</b>	3.1139	195.55	6
					<b>Std Dev:</b>	0.0324	2.0282	0.5477



# Pinewood Derby Rush Valley Racing

## Individual Car Statistics

Racer: Joel T. Car Name:

Car#: 23



#	Round	Group	Heat	Lane	Time	Speed (MPH)	Place	
1	1	Sandy-0830	3	2	2.8678	205.65	4	
2			13	6	2.8719	205.36	5	
3			17	4	2.8459	207.24	5	
4			20	3	2.8559	206.51	3	
5			22	1	2.8919	203.94	4	
6			26	5	2.8779	204.93	6	
					<b>Avg:</b>	2.8685	205.61	4.50
					<b>Min:</b>	2.8459	203.94	3
					<b>Max:</b>	2.8919	207.24	6
					<b>Std Dev:</b>	0.0162	1.1647	1.0488



# Pinewood Derby Rush Valley Racing

## Individual Car Statistics

Racer: Corey V. Car Name:

Car#: 33



#	Round	Group	Heat	Lane	Time	Speed (MPH)	Place	
1	1	Sandy-0830	4	3	2.8498	206.95	4	
2			10	2	2.8169	209.37	6	
3			15	6	2.8058	210.20	3	
4			18	1	2.8659	205.79	5	
5			20	4	2.8368	207.90	2	
6			24	5	2.8749	205.15	5	
					<b>Avg:</b>	2.8417	207.56	4.17
					<b>Min:</b>	2.8058	205.15	2
					<b>Max:</b>	2.8749	210.20	6
					<b>Std Dev:</b>	0.0271	1.9837	1.4720



# Pinewood Derby Rush Valley Racing

## Individual Car Statistics

Racer: Oliver V. Car Name:

Car#: 44



#	Round	Group	Heat	Lane	Time	Speed (MPH)	Place	
1	1	Sandy-0830	4	4	3.4029	173.31	6	
2			8	2	2.7498	214.48	4	
3			14	5	3.2849	179.54	6	
4			22	6	3.3228	177.49	6	
5			25	1	3.1179	189.16	5	
6			27	3	2.8508	206.88	4	
					<b>Avg:</b>	3.1215	190.14	5.17
					<b>Min:</b>	2.7498	173.31	4
					<b>Max:</b>	3.4029	214.48	6
					<b>Std Dev:</b>	0.2675	16.9071	0.9832



# Pinewood Derby Rush Valley Racing

## Individual Car Statistics

Racer: Richard V. Car Name:

Car#: 40



#	Round	Group	Heat	Lane	Time	Speed (MPH)	Place	
1	1	Sandy-0830	6	6	2.7918	211.25	2	
2			9	1	2.7739	212.61	2	
3			21	3	2.7489	214.55	5	
4			23	4	2.7778	212.32	2	
5			25	5	2.7899	211.40	3	
6			27	2	2.8058	210.20	3	
					<b>Avg:</b>	2.7813	212.06	2.83
					<b>Min:</b>	2.7489	210.20	2
					<b>Max:</b>	2.8058	214.55	5
					<b>Std Dev:</b>	0.0195	1.4914	1.1690



# Pinewood Derby Rush Valley Racing

## Individual Car Statistics

Racer: Clayton A. Car Name:

Car#: 120



#	Round	Group	Heat	Lane	Time	Speed (MPH)	Place	
1	1	Sandy-0930	5	2	2.7079	217.80	5	
2			11	5	2.6968	218.69	5	
3			13	6	2.6889	219.34	4	
4			18	4	2.6648	221.32	4	
5			19	3	2.6839	219.74	5	
6			21	1	2.6738	220.57	4	
					<b>Avg:</b>	2.6860	219.58	4.50
					<b>Min:</b>	2.6648	217.80	4
					<b>Max:</b>	2.7079	221.32	5
					<b>Std Dev:</b>	0.0155	1.2690	0.5477



# Pinewood Derby Rush Valley Racing

## Individual Car Statistics

Racer: Cameron B. Car Name:

Car#: 101



#	Round	Group	Heat	Lane	Time	Speed (MPH)	Place	
1	1	Sandy-0930	1	1	2.5748	229.06	2	
2			7	5	2.5619	230.21	4	
3			8	6	2.5619	230.21	5	
4			13	2	2.5549	230.84	1	
5			16	4	2.5419	232.02	4	
6			26	3	2.5718	229.32	3	
					<b>Avg:</b>	2.5612	230.28	3.17
					<b>Min:</b>	2.5419	229.06	1
					<b>Max:</b>	2.5748	232.02	5
					<b>Std Dev:</b>	0.0119	1.0734	1.4720





# Pinewood Derby Rush Valley Racing

## Individual Car Statistics

Racer: Stephen B. Car Name:

Car#: 149



#	Round	Group	Heat	Lane	Time	Speed (MPH)	Place	
1	1	Sandy-0930	6	6	2.7339	215.73	5	
2			10	2	2.7409	215.17	5	
3			21	5	2.7488	214.56	6	
4			23	4	2.7629	213.46	4	
5			24	3	2.7718	212.78	5	
6			26	1	2.7118	217.48	5	
					<b>Avg:</b>	2.7450	214.86	5.00
					<b>Min:</b>	2.7118	212.78	4
					<b>Max:</b>	2.7718	217.48	6
					<b>Std Dev:</b>	0.0214	1.6789	0.6325



# Pinewood Derby Rush Valley Racing

## Individual Car Statistics

Racer: Jason C. Car Name:

Car#: 121



#	Round	Group	Heat	Lane	Time	Speed (MPH)	Place	
1	1	Sandy-0930	3	4	2.5568	230.67	5	
2			4	3	2.5528	231.03	4	
3			6	1	2.5629	230.12	2	
4			13	5	2.5618	230.22	2	
5			20	2	2.5609	230.30	5	
6			27	6	2.5809	228.51	2	
					<b>Avg:</b>	2.5627	230.14	3.33
					<b>Min:</b>	2.5528	228.51	2
					<b>Max:</b>	2.5809	231.03	5
					<b>Std Dev:</b>	0.0097	0.8674	1.5055



# Pinewood Derby Rush Valley Racing

## Individual Car Statistics

Racer: Vegas C. Car Name:

Car#: 135



#	Round	Group	Heat	Lane	Time	Speed (MPH)	Place	
1	1	Sandy-0930	6	4	2.5658	229.86	3	
2			7	3	2.5668	229.77	5	
3			9	1	2.5568	230.67	4	
4			14	5	2.5738	229.14	4	
5			19	6	2.5638	230.04	4	
6			23	2	2.5529	231.02	3	
					<b>Avg:</b>	2.5633	230.08	3.83
					<b>Min:</b>	2.5529	229.14	3
					<b>Max:</b>	2.5738	231.02	5
					<b>Std Dev:</b>	0.0075	0.6725	0.7528




# Pinewood Derby Rush Valley Racing

## Individual Car Statistics

Racer: Xaiden C.      Car Name:

Car#: 155



#	Round	Group	Heat	Lane	Time	Speed (MPH)	Place	
1	1	Sandy-0930	9	4	2.6208	225.04	5	
2			10	3	2.6309	224.17	3	
3			13	1	2.6209	225.03	3	
4			15	5	2.6338	223.92	4	
5			22	6	2.6468	222.82	5	
6			26	2	2.6549	222.14	4	
					<b>Avg:</b>	2.6347	223.85	4.00
					<b>Min:</b>	2.6208	222.14	3
					<b>Max:</b>	2.6549	225.04	5
					<b>Std Dev:</b>	0.0138	1.1748	0.8944



# Pinewood Derby Rush Valley Racing

## Individual Car Statistics

Racer: Alec D.      Car Name:

Car#: 148



#	Round	Group	Heat	Lane	Time	Speed (MPH)	Place	
1	1	Sandy-0930	8	4	2.5338	232.76	3	
2			9	3	2.5339	232.75	1	
3			16	2	2.5228	233.78	2	
4			20	5	2.5339	232.75	3	
5			21	6	2.5369	232.48	2	
6			25	1	2.5289	233.21	1	
7	Grand Finals	Grand Finals	6	3	2.5388	232.30	4	
8			9	6	2.5678	229.68	5	
9			12	2	2.5399	232.20	3	
10			14	4	2.5508	231.21	6	
11			16	5	2.5478	231.48	4	
12			18	1	2.5439	231.84	2	
					<b>Avg:</b>	2.5399	232.20	3.00
					<b>Min:</b>	2.5228	229.68	1
					<b>Max:</b>	2.5678	233.78	6
					<b>Std Dev:</b>	0.0117	1.0661	1.5374



# Pinewood Derby Rush Valley Racing

## Individual Car Statistics

Racer: Jesse F. Car Name:

Car#: 125



#	Round	Group	Heat	Lane	Time	Speed (MPH)	Place	
1	1	Sandy-0930	1	5	2.7608	213.62	5	
2			2	6	2.7848	211.78	4	
3			6	2	2.8008	210.57	6	
4			19	4	2.8329	208.19	6	
5			20	3	2.8199	209.15	6	
6			22	1	2.8618	206.08	6	
					<b>Avg:</b>	2.8102	209.90	5.50
					<b>Min:</b>	2.7608	206.08	4
					<b>Max:</b>	2.8618	213.62	6
					<b>Std Dev:</b>	0.0359	2.6796	0.8367



# Pinewood Derby Rush Valley Racing

## Individual Car Statistics

Racer: Joshua F.      Car Name:

Car#: 119



#	Round	Group	Heat	Lane	Time	Speed (MPH)	Place	
1	1	Sandy-0930	4	2	2.5289	233.21	2	
2			11	6	2.5338	232.76	1	
3			14	3	2.5268	233.41	1	
4			17	4	2.5188	234.15	4	
5			20	1	2.5458	231.66	4	
6			26	5	2.5368	232.49	1	
7	Grand Finals	Grand Finals	2	3	2.5178	234.24	2	
8			5	6	2.5209	233.95	3	
9			8	2	2.5178	234.24	3	
10			10	4	2.5239	233.68	1	
11			14	1	2.5218	233.87	2	
12			15	5	2.5288	233.22	2	
					<b>Avg:</b>	2.5268	233.41	2.17
					<b>Min:</b>	2.5178	231.66	1
					<b>Max:</b>	2.5458	234.24	4
					<b>Std Dev:</b>	0.0086	0.7925	1.1146



# Pinewood Derby Rush Valley Racing

## Individual Car Statistics

Racer: Jeff G. Car Name:

Car#: 152



#	Round	Group	Heat	Lane	Time	Speed (MPH)	Place	
1	1	Sandy-0930	6	5	2.6119	225.80	4	
2			11	1	2.6289	224.34	4	
3			12	4	2.6858	219.59	4	
4			15	6	4.5000	131.06	6	
5			16	3	4.5000	131.06	6	
6			25	2	4.5000	131.06	6	
					<b>Avg:</b>	3.5711	177.15	5.00
					<b>Min:</b>	2.6119	131.06	4
					<b>Max:</b>	4.5000	225.80	6
					<b>Std Dev:</b>	1.0179	50.5326	1.0954





# Pinewood Derby Rush Valley Racing

## Individual Car Statistics

Racer: Jeremy G. Car Name:

Car#: 157



#	Round	Group	Heat	Lane	Time	Speed (MPH)	Place	
1	1	Sandy-0930	7	6	2.6159	225.46	6	
2			11	2	2.6199	225.11	3	
3			22	5	2.6279	224.43	4	
4			24	4	2.6048	226.42	4	
5			25	3	2.6258	224.61	4	
6			27	1	2.6248	224.69	3	
					<b>Avg:</b>	2.6199	225.12	4.00
					<b>Min:</b>	2.6048	224.43	3
					<b>Max:</b>	2.6279	226.42	6
					<b>Std Dev:</b>	0.0086	0.7385	1.0954



# Pinewood Derby Rush Valley Racing

## Individual Car Statistics

Racer: Justin G.      Car Name:  
Car#: 138



#	Round	Group	Heat	Lane	Time	Speed (MPH)	Place	
1	1	Sandy-0930	4	6	2.5289	233.21	2	
2			8	3	2.5178	234.24	2	
3			12	2	2.5189	234.14	2	
4			15	4	2.5278	233.31	3	
5			19	5	2.5329	232.84	3	
6			24	1	2.5249	233.58	2	
7	Grand Finals	Grand Finals	3	2	2.5388	232.30	4	
8			5	4	2.5249	233.58	4	
9			7	5	2.5299	233.12	3	
10			9	1	2.5258	233.50	2	
11			14	3	2.5249	233.58	4	
12			17	6	2.5439	231.84	3	
					<b>Avg:</b>	2.5283	233.27	2.83
					<b>Min:</b>	2.5178	231.84	2
					<b>Max:</b>	2.5439	234.24	4
					<b>Std Dev:</b>	0.0075	0.6900	0.8348



# Pinewood Derby Rush Valley Racing

## Individual Car Statistics

Racer: Logan G. Car Name:

Car#: 128



#	Round	Group	Heat	Lane	Time	Speed (MPH)	Place	
1	1	Sandy-0930	5	4	2.4678	238.99	1	
2			6	3	2.4629	239.46	1	
3			8	1	2.4699	238.78	1	
4			17	5	2.4819	237.63	2	
5			18	6	2.4709	238.69	1	
6			22	2	2.4788	237.93	1	
7	Grand Finals	Grand Finals	1	5	2.4788	237.93	1	
8			3	1	2.4768	238.12	1	
9			8	3	2.4669	239.07	1	
10			11	6	2.4819	237.63	2	
11			14	2	2.4668	239.08	1	
12			16	4	2.4729	238.49	1	
					<b>Avg:</b>	2.4730	238.48	1.17
					<b>Min:</b>	2.4629	237.63	1
					<b>Max:</b>	2.4819	239.46	2
					<b>Std Dev:</b>	0.0065	0.6210	0.3892



# Pinewood Derby Rush Valley Racing

## Individual Car Statistics

Racer: Robert G. Car Name:

Car#: 127



#	Round	Group	Heat	Lane	Time	Speed (MPH)	Place	
1	1	Sandy-0930	2	5	2.4698	238.79	1	
2			4	4	2.4679	238.98	1	
3			7	1	2.4658	239.18	1	
4			15	2	2.4739	238.40	1	
5			17	6	2.4749	238.30	1	
6			21	3	2.4608	239.67	1	
7	Grand Finals	Grand Finals	5	3	2.4859	237.25	1	
8			8	6	2.4878	237.07	2	
9			11	2	2.4759	238.21	1	
10			13	4	2.4779	238.01	1	
11			17	1	2.4719	238.59	1	
12			18	5	2.4848	237.35	1	
					<b>Avg:</b>	2.4748	238.32	1.08
					<b>Min:</b>	2.4608	237.07	1
					<b>Max:</b>	2.4878	239.67	2
					<b>Std Dev:</b>	0.0083	0.8008	0.2887



# Pinewood Derby Rush Valley Racing

## Individual Car Statistics

Racer: Beu H.      Car Name:

Car#: 122



#	Round	Group	Heat	Lane	Time	Speed (MPH)	Place	
1	1	Sandy-0930	1	6	2.7579	213.85	4	
2			5	3	2.7079	217.80	5	
3			14	4	2.7138	217.32	5	
4			15	1	2.7128	217.40	5	
5			21	2	2.6988	218.53	5	
6			27	5	2.7149	217.24	4	
					<b>Avg:</b>	2.7177	217.02	4.67
					<b>Min:</b>	2.6988	213.85	4
					<b>Max:</b>	2.7579	218.53	5
					<b>Std Dev:</b>	0.0206	1.6260	0.5164



# Pinewood Derby Rush Valley Racing

## Individual Car Statistics

Racer: Ryan H. Car Name:

Car#: 105



#	Round	Group	Heat	Lane	Time	Speed (MPH)	Place	
1	1	Sandy-0930	2	1	2.6548	222.15	3	
2			8	5	2.6478	222.74	6	
3			10	4	2.6409	223.32	4	
4			11	3	3.1049	189.95	6	
5			23	6	4.5000	131.06	6	
6			27	2	4.5000	131.06	6	
					<b>Avg:</b>	3.3414	186.71	5.17
					<b>Min:</b>	2.6409	131.06	3
					<b>Max:</b>	4.5000	223.32	6
					<b>Std Dev:</b>	0.9148	44.9417	1.3292



# Pinewood Derby Rush Valley Racing

## Individual Car Statistics

Racer: Chase M.      Car Name:

Car#: 114



#	Round	Group	Heat	Lane	Time	Speed (MPH)	Place	
1	1	Sandy-0930	3	2	2.5188	234.15	1	
2			10	6	2.5249	233.58	1	
3			16	5	2.5198	234.06	1	
4			17	3	2.5099	234.98	3	
5			19	1	2.5178	234.24	1	
6			27	4	2.5188	234.15	1	
7	Grand Finals	Grand Finals	2	2	2.5188	234.15	3	
8			4	4	2.5328	232.85	2	
9			8	1	2.5208	233.96	4	
10			9	5	2.5339	232.75	3	
11			13	3	2.5338	232.76	3	
12			16	6	2.5459	231.66	3	
					<b>Avg:</b>	2.5247	233.61	2.17
					<b>Min:</b>	2.5099	231.66	1
					<b>Max:</b>	2.5459	234.98	4
					<b>Std Dev:</b>	0.0100	0.9203	1.1146



# Pinewood Derby Rush Valley Racing

## Individual Car Statistics

Racer: Gavin M.      Car Name:  
Car#: 139



#	Round	Group	Heat	Lane	Time	Speed (MPH)	Place	
1	1	Sandy-0930	4	5	2.5428	231.94	3	
2			5	6	2.5219	233.86	2	
3			9	2	2.5368	232.49	2	
4			16	1	2.5248	233.59	3	
5			22	4	2.5198	234.06	2	
6			23	3	2.5339	232.75	2	
7	Grand Finals	Grand Finals	3	6	2.5358	232.58	3	
8			6	2	2.5188	234.15	2	
9			8	4	2.5408	232.12	5	
10			10	5	2.5348	232.67	2	
11			12	1	2.5619	230.21	4	
12			17	3	2.5539	230.93	4	
					<b>Avg:</b>	2.5355	232.61	2.83
					<b>Min:</b>	2.5188	230.21	2
					<b>Max:</b>	2.5619	234.15	5
					<b>Std Dev:</b>	0.0133	1.2176	1.0299





# Pinewood Derby Rush Valley Racing

## Individual Car Statistics

Racer: Travis M.      Car Name:

Car#: 115



#	Round	Group	Heat	Lane	Time	Speed (MPH)	Place	
1	1	Sandy-0930	1	4	2.6309	224.17	3	
2			4	1	2.5658	229.86	5	
3			10	5	2.5858	228.08	2	
4			14	2	2.5518	231.12	2	
5			18	3	2.5709	229.40	3	
6			25	6	2.5839	228.25	3	
					<b>Avg:</b>	2.5815	228.48	3.00
					<b>Min:</b>	2.5518	224.17	2
					<b>Max:</b>	2.6309	231.12	5
					<b>Std Dev:</b>	0.0272	2.3879	1.0954



# Pinewood Derby Rush Valley Racing

## Individual Car Statistics

Racer: Corey O. Car Name:

Car#: 110



#	Round	Group	Heat	Lane	Time	Speed (MPH)	Place	
1	1	Sandy-0930	1	3	2.5308	233.04	1	
2			3	1	2.5378	232.40	4	
3			9	5	2.5528	231.03	3	
4			11	4	2.5459	231.66	2	
5			17	2	2.5368	232.49	5	
6			24	6	2.5478	231.48	3	
					<b>Avg:</b>	2.5420	232.02	3.00
					<b>Min:</b>	2.5308	231.03	1
					<b>Max:</b>	2.5528	233.04	5
					<b>Std Dev:</b>	0.0082	0.7493	1.4142



# Pinewood Derby Rush Valley Racing

## Individual Car Statistics

Racer: Cullen O.      Car Name:

Car#: 111



#	Round	Group	Heat	Lane	Time	Speed (MPH)	Place	
1	1	Sandy-0930	2	3	4.5000	131.06	6	
2			13	4	3.2468	181.65	5	
3			14	1	3.1548	186.94	6	
4			16	6	3.1689	186.11	5	
5			18	2	3.2289	182.65	6	
6			24	5	3.3538	175.85	6	
					<b>Avg:</b>	3.4422	174.04	5.67
					<b>Min:</b>	3.1548	131.06	5
					<b>Max:</b>	4.5000	186.94	6
					<b>Std Dev:</b>	0.5230	21.4229	0.5164



# Pinewood Derby Rush Valley Racing

## Individual Car Statistics

Racer: Kenton R.      Car Name:  
Car#: 146



#	Round	Group	Heat	Lane	Time	Speed (MPH)	Place	
1	1	Sandy-0930	5	5	2.5509	231.20	4	
2			7	4	2.5398	232.21	3	
3			10	1	2.5249	233.58	1	
4			12	3	2.5128	234.71	1	
5			20	6	2.5218	233.87	2	
6			24	2	2.5179	234.23	1	
7	Grand Finals	Grand Finals	3	3	2.5248	233.59	2	
8			6	6	2.5209	233.95	3	
9			9	2	2.5118	234.80	1	
10			11	4	2.5138	234.61	3	
11			13	5	2.5119	234.79	2	
12			15	1	2.5038	235.55	1	
					<b>Avg:</b>	2.5213	233.92	2.00
					<b>Min:</b>	2.5038	231.20	1
					<b>Max:</b>	2.5509	235.55	4
					<b>Std Dev:</b>	0.0130	1.2036	1.0445



# Pinewood Derby Rush Valley Racing

## Individual Car Statistics

Racer: Rafael R. Car Name:

Car#: 132



#	Round	Group	Heat	Lane	Time	Speed (MPH)	Place	
1	1	Sandy-0930	3	6	2.5358	232.58	3	
2			7	2	2.5118	234.80	2	
3			15	3	2.5258	233.50	2	
4			18	5	2.5439	231.84	2	
5			20	4	2.5088	235.08	1	
6			23	1	2.5219	233.86	1	
7	Grand Finals	Grand Finals	2	4	2.5168	234.33	1	
8			4	5	2.5228	233.78	1	
9			6	1	2.5149	234.51	1	
10			11	3	2.5180	234.22	4	
11			14	6	2.5248	233.59	3	
12			17	2	2.5208	233.96	2	
					<b>Avg:</b>	2.5222	233.84	1.92
					<b>Min:</b>	2.5088	231.84	1
					<b>Max:</b>	2.5439	235.08	4
					<b>Std Dev:</b>	0.0098	0.9084	0.9962



# Pinewood Derby Rush Valley Racing

## Individual Car Statistics

Racer: Howie S.      Car Name:  
Car#: 118



#	Round	Group	Heat	Lane	Time	Speed (MPH)	Place	
1	1	Sandy-0930	2	4	2.5239	233.68	2	
2			3	3	2.5308	233.04	2	
3			5	1	2.5279	233.31	3	
4			19	2	2.5239	233.68	2	
5			25	5	2.5499	231.29	2	
6			26	6	2.5608	230.31	2	
7	Grand Finals	Grand Finals	2	6	2.5318	232.95	4	
8			5	2	2.5168	234.33	2	
9			7	4	2.5188	234.15	1	
10			11	1	2.5329	232.84	5	
11			12	5	2.5359	232.57	2	
12			16	3	2.5339	232.75	2	
					<b>Avg:</b>	2.5323	232.91	2.42
					<b>Min:</b>	2.5168	230.31	1
					<b>Max:</b>	2.5608	234.33	5
					<b>Std Dev:</b>	0.0125	1.1461	1.0836



# Pinewood Derby Rush Valley Racing

## Individual Car Statistics

Racer: Vaughn T.      Car Name:

Car#: 134



#	Round	Group	Heat	Lane	Time	Speed (MPH)	Place	
1	1	Sandy-0930	3	5	2.5638	230.04	6	
2			8	2	2.5419	232.02	4	
3			12	1	2.5499	231.29	3	
4			14	6	2.5568	230.67	3	
5			21	4	2.5518	231.12	3	
6			22	3	2.5488	231.39	3	
					<b>Avg:</b>	2.5522	231.09	3.67
					<b>Min:</b>	2.5419	230.04	3
					<b>Max:</b>	2.5638	232.02	6
					<b>Std Dev:</b>	0.0075	0.6745	1.2111



# Pinewood Derby Rush Valley Racing

## Individual Car Statistics

Racer: Landon W. Car Name:

Car#: 107



#	Round	Group	Heat	Lane	Time	Speed (MPH)	Place	
1	1	Sandy-0930	2	2	2.8088	209.97	5	
2			9	6	2.8269	208.63	6	
3			12	5	2.8059	210.19	5	
4			18	1	2.8199	209.15	5	
5			26	4	2.8228	208.93	6	
6			27	3	2.8099	209.89	5	
					<b>Avg:</b>	2.8157	209.46	5.33
					<b>Min:</b>	2.8059	208.63	5
					<b>Max:</b>	2.8269	210.19	6
					<b>Std Dev:</b>	0.0086	0.6393	0.5164





# Pinewood Derby Rush Valley Racing

## Individual Car Statistics

Racer: Shilo Z. Car Name:

Car#: 106



#	Round	Group	Heat	Lane	Time	Speed (MPH)	Place	
1	1	Sandy-0930	1	2	4.5000	131.06	6	
2			12	6	3.3689	175.06	6	
3			13	3	3.4449	171.20	6	
4			17	1	3.3738	174.81	6	
5			23	5	3.2648	180.65	5	
6			25	4	4.1878	140.83	5	
					<b>Avg:</b>	3.6900	162.27	5.67
					<b>Min:</b>	3.2648	131.06	5
					<b>Max:</b>	4.5000	180.65	6
					<b>Std Dev:</b>	0.5192	20.8429	0.5164