












Group: **Lehi**

Place	Total Time	Avg MPH	Racer	Car #	Car Name	Image
1	27.8421	233.04	Blake Y	5	Cougar	
2	27.8775	232.74	Merrick G	3	Skull Crusher	
3	27.9813	231.88	Max H	9	1 Up	
4	27.9845	231.85	Jameson K	2	Galaxy	
5	28.0375	231.41	Duncan B	88	Duncan	
6	28.0554	231.27	Blake H	10	The Wompus Thwamp	
7	28.1164	230.76	Zeke B	19	White Flash	
8	28.1985	230.09	Noah T	2000	Lightning	
9	28.2774	229.45	Nash B	6	Suns	
10	28.3042	229.23	Grayson Y	4	Milky way	
11	28.3083	229.20	Carter K	1	Fury	
12	33.1657	195.63	Miles C	7	Blue Demon	