



# UDOT

## 5/13/2024

### Flower Power

### Car Statistics



Racer: Car #.

Car#: 1 Group: UDOT

Race #	Heat	Lane	Time	Speed (MPH)	Place	
1	1	1	2.5609	230.33	4	
2	3	3	2.5069	235.29	5	
3	4	6	2.5199	234.07	5	
4	5	4	2.5268	233.43	5	
5	7	2	2.5158	234.46	4	
6	8	5	2.5208	233.99	3	
7	9	1	2.5258	233.53	4	
8	11	3	2.4849	237.37	3	
9	12	6	2.4878	237.09	1	
10	13	4	2.4899	236.89	2	
11	15	2	2.522	233.88	3	
12	16	5	2.5078	235.20	4	
			<b>Avg:</b>	2.5141	234.63	3.58
			<b>Best:</b>	2.4849	237.37	1
			<b>Worst:</b>	2.5609	230.33	5
			<b>Std Dev:</b>	0.0210	1.9513	




# UDOT

## 5/13/2024

### Car Statistics

We Belong



Racer: Car #.

Car#: 2 Group: UDOT

Race #	Heat	Lane	Time	Speed (MPH)	Place
1	1	5	2.6198	225.15	6
2	2	1	2.5969	227.13	6
3	4	3	2.6269	224.54	6
4	6	4	2.4858	237.28	2
5	7	6	2.5388	232.33	6
6	8	2	2.5269	233.43	4
7	9	2	2.5279	233.33	6
8	10	5	2.5349	232.69	6
9	11	4	2.4968	236.24	5
10	13	1	2.5778	228.82	6
11	15	3	2.5238	233.71	4
12	16	6	2.5278	233.34	5
<b>Avg:</b>			2.5487	231.50	5.17
<b>Best:</b>			2.4858	237.28	2
<b>Worst:</b>			2.6269	224.54	6
<b>Std Dev:</b>			0.0460	4.1382	



**UDOT**  
**5/13/2024**  
**Car Statistics**

**Recognition Racer**



Racer: Car #.

Car#: 3 Group: UDOT

Race #	Heat	Lane	Time	Speed (MPH)	Place
1	1	2	2.5838	228.28	5
2	2	5	2.5718	229.35	5
3	3	4	2.5189	234.17	6
4	5	1	2.5368	232.51	6
5	7	3	2.5269	233.43	5
6	8	6	2.5309	233.06	5
7	10	4	2.4908	236.81	3
8	11	6	2.5158	234.46	6
9	12	2	2.5319	232.96	6
10	14	3	2.5229	233.80	6
11	15	5	2.5798	228.64	5
12	16	1	2.5378	232.42	6
<b>Avg:</b>			2.5373	232.49	5.33
<b>Best:</b>			2.4908	236.81	3
<b>Worst:</b>			2.5838	228.28	6
<b>Std Dev:</b>			0.0278	2.5392	



# UDOT

## 5/13/2024

## MacGyver

### Car Statistics



Racer: Car #.

Car#: 4 Group: UDOT

Race #	Heat	Lane	Time	Speed (MPH)	Place
1	1	6	2.5309	233.06	3
2	2	2	2.5108	234.92	3
3	4	4	2.5198	234.08	4
4	5	5	2.5248	233.62	4
5	6	1	2.5158	234.46	5
6	8	3	2.5119	234.82	2
7	9	6	2.5269	233.43	5
8	10	2	2.5108	234.92	5
9	12	4	2.5059	235.38	4
10	13	5	2.4909	236.80	3
11	14	1	2.4928	236.62	2
12	16	3	2.4909	236.80	1
<b>Avg:</b>			2.5110	234.91	3.42
<b>Best:</b>			2.4909	236.80	1
<b>Worst:</b>			2.5309	233.06	5
<b>Std Dev:</b>			0.0138	1.2957	




# UDOT

## 5/13/2024

## The "I" in Team

### Car Statistics



Racer: Car #.


Car#: 5 Group: UDOT

Race #	Heat	Lane	Time	Speed (MPH)	Place
1	1	3	2.5238	233.71	2
2	2	6	2.5148	234.55	4
3	3	1	2.502	235.75	4
4	5	2	2.4989	236.04	2
5	6	5	2.5098	235.02	3
6	7	4	2.5049	235.48	2
7	9	5	2.5109	234.91	2
8	10	1	2.5018	235.77	4
9	12	3	2.4929	236.61	2
10	14	4	2.4969	236.23	3
11	15	6	2.5009	235.85	2
12	16	2	2.4959	236.32	2
<b>Avg:</b>			2.5045	235.52	2.67
<b>Best:</b>			2.4929	236.61	2
<b>Worst:</b>			2.5238	233.71	4
<b>Std Dev:</b>			0.0089	0.8349	



**UDOT**  
**5/13/2024**  
**Car Statistics**

**SBBPW**



Racer: Car #.

Car#: 6 Group: UDOT

Race #	Heat	Lane	Time	Speed (MPH)	Place
1	2	3	2.4869	237.18	2
2	3	5	2.4689	238.91	2
3	4	1	2.4839	237.47	2
4	5	6	2.4898	236.90	1
5	6	2	2.4858	237.28	2
6	8	4	2.4929	236.61	1
7	9	3	2.4939	236.51	1
8	10	6	2.4899	236.89	2
9	11	1	2.4779	238.04	1
10	13	2	2.4879	237.08	1
11	14	5	2.4978	236.14	4
12	15	4	2.4948	236.43	1
<b>Avg:</b>			2.4875	237.12	1.67
<b>Best:</b>			2.4689	238.91	1
<b>Worst:</b>			2.4978	236.14	4
<b>Std Dev:</b>			0.0079	0.7612	



**UDOT**  
**5/13/2024**

**EQLTT7**

**Car Statistics**



Racer: Car #.

Car#: 7 Group: UDOT

Race #	Heat	Lane	Time	Speed (MPH)	Place
1	1	4	2.5189	234.17	1
2	3	2	2.4958	236.33	3
3	4	5	2.5069	235.29	3
4	5	3	2.4999	235.95	3
5	6	6	2.5099	235.01	4
6	7	1	2.4899	236.89	1
7	9	4	2.5238	233.71	3
8	11	2	2.4799	237.85	2
9	12	5	2.5218	233.90	5
10	13	3	2.4978	236.14	4
11	14	6	2.5018	235.77	5
12	15	1	2.5009	235.85	2
<b>Avg:</b>			2.5039	235.57	3.00
<b>Best:</b>			2.4799	237.85	1
<b>Worst:</b>			2.5238	233.71	5
<b>Std Dev:</b>			0.0131	1.2324	



# UDOT

## 5/13/2024

## Tomas Lil Engine Did

### Car Statistics



Racer: Car #.

Car#: 8 Group: UDOT

Race #	Heat	Lane	Time	Speed (MPH)	Place
1	2	4	2.4729	238.52	1
2	3	6	2.4668	239.11	1
3	4	2	2.4768	238.15	1
4	6	3	2.4838	237.48	1
5	7	5	2.5088	235.11	3
6	8	1	2.4929	236.61	1
7	10	3	2.4898	236.90	1
8	11	5	2.4928	236.62	4
9	12	1	2.4999	235.95	3
10	13	6	2.4979	236.14	5
11	14	2	2.4918	236.71	1
12	16	4	2.5029	235.66	3
<b>Avg:</b>			2.4898	236.91	2.08
<b>Best:</b>			2.4668	239.11	1
<b>Worst:</b>			2.5088	235.11	5
<b>Std Dev:</b>			0.0126	1.1995	