


















## Group: Taylorsville

Place	Total Time	Avg MPH	Racer	Car #	Car Name	Image
1	27.7672	233.67	Cliff S	7	Purple Passion	
2	27.8577	232.91	Talia B	89	Little Red	
3	27.8704	232.80	Olivia B	25	Flower Power	
4	27.9572	232.08	Dave B	42	Little Yellow	
5	27.9883	231.82	Jordan S	96	Silver Bullet	
6	28.0164	231.59	Nancy S	54	Captain America	
7	28.0865	231.01	Lucas J	5	Red Hot	
8	28.1022	230.88	Katie S	33	King Midas	
9	28.1603	230.40	Matthew B	88	The Big Cheese	
10	28.2714	229.50	Madilyn B	13	Sir Duckworth Brave	
11	28.4509	228.05	Carla J	20	ZZ Top	
12	28.7144	225.96	Gideon B	4	Monster Truck	
13	28.7422	225.74	Clara B	6	Wonder	
14	28.9463	224.15	Casey J	10	Default	
15	29.0083	223.67	Christina L	28	Hot Pink Mess	
16	29.9553	216.60	Gavin J	11	Fire	
17	30.3354	213.88	Dee G	97	Black Stallion	
18	31.5373	205.73	Dee G	98	USA	
19	32.4562	199.91	Carys J	8	Bluey	
20	32.5453	199.36	Dee G	99	The UN	