




















Group: Payson

Place	Total Time	Avg MPH	Racer	Car #	Car Name	Image
1	28.4707	227.89	Max B	1	Fast	
2	28.7895	225.37	James O	55		
3	29.5982	219.21	Kade L	15	Pink E Racer	
4	29.8086	217.66	Owen L	36	The Massacre	
5	30.1495	215.20	Ben Kade	64	The Green Machine	
6	30.2346	214.60	Brynn Stella	72	Flower Power	
7	30.8664	210.20	Cannon E	25	Cyber Truck	
8	31.2745	207.46	Ivy Isabella	59	Barbie	
9	31.3814	206.76	Lennon Sloane	99	Puppy Truck	
10	31.4626	206.22	Clayton Y	13	Da Bomb	
11	31.6325	205.11	Sam Elijah	42	The Semi	
12	31.7422	204.41	Avery M	10	Pink Bombshell	
13	31.9674	202.97	Krew Owen	7	Frosty	
14	32.7465	198.14	Maddyx Daxton	6	Jeff	
15	32.7763	197.96	Ruby Chloe	12	The Duck Mobile	
16	32.9231	197.07	Austin G	34	Mercedes	
17	32.9605	196.85	Will S	108	Train	
18	33.0825	196.12	Luke H	14	Ferrari	
19	34.7290	186.83	Paisley C	95	Lightning McQueen	
20	35.1415	184.63	Kate O	2	SSS	